

## MENS/UNISEX

	XXS	XS	S	M	L	XL	2XL	3XL	4XL	5XL
Chest	34"	36"	38"	40"	42"	44"	46"	48"	50"	52"
Waist	28"	30"	32"	34"	36"	38"	40"	42"	44"	46"
Inside Leg   Short	30"									
Inside Leg   Regular	32"									
Inside Leg   Long	34"									
Inside Leg   XLong	36"									
Inside Leg   XXLlong	38"									
Neck Size	14½"	15"	15½"	16"	16½"	17"	17½"	18"	18½"	19"

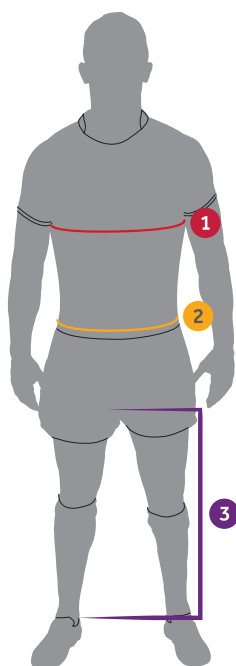
## WOMENS

	4	6	8	10	12	14	16	18	20	22
Chest	28"	30"	32"	34"	36"	38"	40"	42"	44"	46"
Waist	22"	24"	26"	28"	30"	32"	34"	36"	38"	40"
Inside Leg   Short	28"									
Inside Leg   Regular	30"									
Inside Leg   Long	32"									
Inside Leg   XLong	34"									
Inside Leg   XXLlong	36"									

## YOUTH

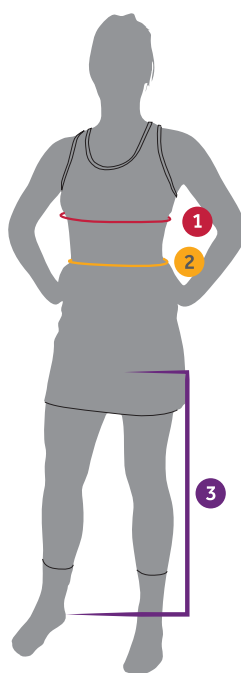
	AGE 3-4	AGE 5-6	AGE 7-8	AGE 9-10	AGE 11-12	AGE 13-14
Height	41"	45½"	50½"	55"	60"	64½"
Chest	22"	24"	26"	28"	30"	32"
Waist	22"	23"	24"	25"	26"	27"
Inside Leg	16½"	19½"	21"	24"	26"	28"

## MENS/UNISEX



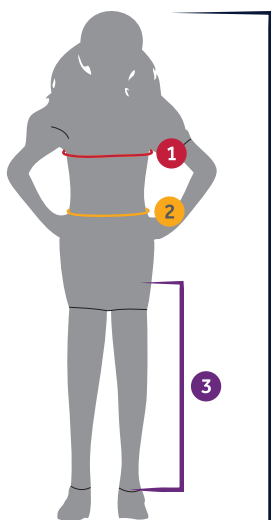
- 1. Chest**  
Measure the chest at the fullest part.
- 2. Waist**  
Measure around the natural waist line.
- 3. Inside Leg**  
Measure from the crotch to the floor, standing barefoot.

## WOMENS



- 1. Chest**  
Measure under the bust.
- 2. Waist**  
Measure around the natural waist line.
- 3. Inside Leg**  
Measure from the crotch to the floor, standing barefoot.

## YOUTH



- 1. Chest**  
Position tape close to underarms, measure the chest at the fullest part.
- 2. Waist**  
Measure around the natural waist line.
- 3. Inside Leg**  
Measure from the crotch to the floor, standing barefoot.
- 4. Height**